



True Potential Goldman Sachs Balanced

Investment Manager

true potential
investments

Sub-investment manager

Goldman Sachs
Asset Management

Objective and Investment Policy

The Fund aims to deliver growth to investors while at the same time managing portfolio risks.

Recommendation: this fund may not be appropriate for investors who plan to withdraw their money within 3 years.

The Investment Manager aims to achieve its objectives by investing in other funds, which may include those managed by Goldman Sachs, and other external fund managers.

The Fund will mainly invest in permitted other investment funds which themselves gain exposure to:

- Shares (unit of ownership in a company)
- Bonds (issued by governments and other organisations)
- Cash, deposits and money market instruments (investments usually issued by banks or governments that are a short-term loan to the issuer by the buyer)
- Currencies
- Commodities (indirectly through derivatives)

Where permitted the Fund may invest directly or through the use of derivatives in the asset classes shown above.

The collectives invested in may be collective investment schemes managed by the sub-investment manager or an associate of the sub-investment manager.

The Fund may use derivatives (a financial instrument whose price is dependent upon or derived from one or more underlying assets) for Efficient Portfolio Management (EPM), i.e. to protect against market or currency movements, to reduce costs, or to earn income or capital. The Fund may also use derivatives for investment purposes.

You can buy and sell shares on any working day in London, excluding UK public and bank holidays.

The Benchmark for this fund is IA Mixed Investment 40-85% Shares, this is a Comparator Benchmark. The benchmark may be used as a guide to compare and assess the performance of the Sub-Fund. Our aim is to help you monitor how your investment is performing. The Manager believes this is an appropriate comparator benchmark, given the multi-asset nature and relative risk profile of the Sub-Fund. The Sub-Fund does not use the benchmark as a target, nor is the Sub-Fund constrained by it. The mix of assets in the Sub-Fund may vary from those of the benchmark (and its constituents). Accordingly, it should be used for reference purposes only.

This fund may invest principally in collectives. Further information can be found in the True Potential OEIC 1 Prospectus available at www.truepotential.co.uk/documents/

Ongoing Charges Figure (OCF)*: 0.90%

There are no entry or exit charges.

Launch Date: 14 December 2017

Risk Profile: Balanced

The Balanced Investor may be somewhat concerned with short-term losses and may shift to a more stable option in the event of significant losses. The balance of investment risk and return are typically of equal importance to the Balanced Investor.

Why True Potential Goldman Sachs Balanced?

The True Potential Goldman Sachs Balanced Fund is sub-managed by Goldman Sachs Asset Management.

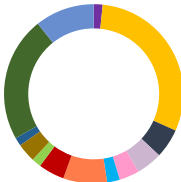
Goldman Sachs Asset Management operates a dynamic asset allocation to capture opportunities and navigate the economic cycle with a view to generating long term capital growth while managing portfolio risk. The portfolio looks beyond bonds and uses a range of alternative strategies.

Key Information

True Potential Goldman Sachs Balanced Acc
ISIN: **GB00BYW6S980**

12 month historic yield**: 1.48% (Acc)
Yield as of 31 January 2024
Source: True Potential Administration

Asset Allocation***:



● UK Stocks	1.6%
● US Stocks	30.1%
● European (ex UK) Stocks	5.3%
● Asia Pacific Stocks	4.7%
● Emerging Market Stocks	3.6%
● UK Gilts	2.3%
● Global Treasury Bonds	7.9%
● Global Corporate Bonds	4.7%
● Global High Yield Bond (GBP Hedge)	1.7%
● Emerging Market Bond HC	3.4%
● Global REITS / Property	1.5%
● Alternatives	22.5%
● Cash and Cash Equivalents	10.7%

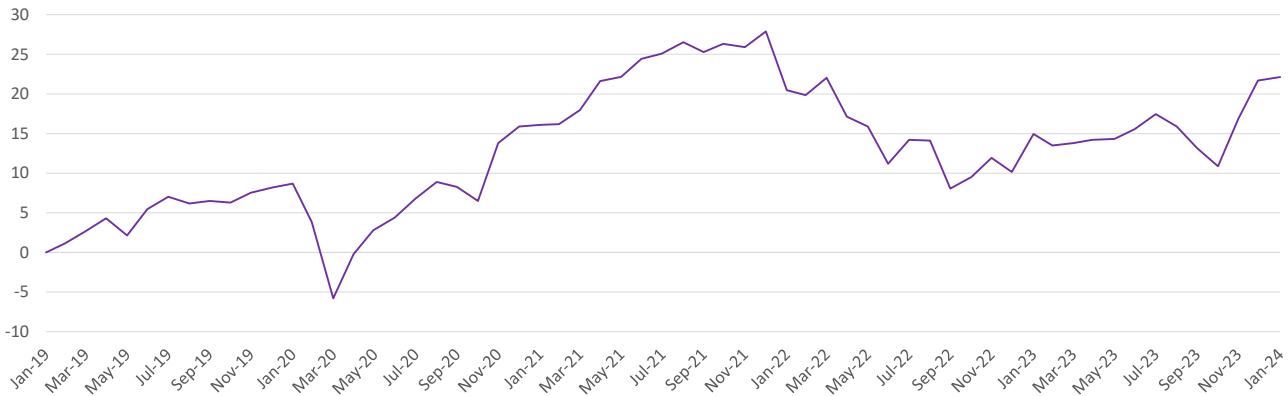
*OCF payable can fluctuate over time as the underlying investments are variable and can change. The OCF figure is sourced from the KIID dated 04/12/2023 found at www.truepotential.co.uk/documents/.

** The Historic Yield reflects distributions declared over the past 12 months, as a percentage of the latest share/unit price. Investors may be subject to tax on their distributions. Please note, for some funds, it may be True Potential Administration's policy to charge certain expenses to capital, partially or in full. Full details are disclosed in the prospectus found at www.truepotential.co.uk/documents/.

***Source: Goldman Sachs Asset Management (as of 31/01/2024)
Asset Allocation is subject to change at any time without notice, is for information purposes only and should not be construed as an investment recommendation.

Please be aware that there is no guarantee that capital will be preserved.

Cumulative Performance (%)*



Percentage Growth

	1 Month	3 Months	6 Months	1 Year	3 Years	5 Years	Since Launch
True Potential Goldman Sachs Balanced Acc*	0.4%	10.1%	4.0%	6.2%	5.2%	22.1%	17.1%

Annual Percentage Growth

	Jan 2018 Jan 2019	Jan 2019 Jan 2020	Jan 2020 Jan 2021	Jan 2021 Jan 2022	Jan 2022 Jan 2023	Jan 2023 Jan 2024
True Potential Goldman Sachs Balanced Acc*	-5.9%	8.7%	6.8%	3.8%	-4.6%	6.2%

**** The Historic Yield reflects distributions declared over the past 12 months, as a percentage of the latest share/unit price. Investors may be subject to tax on their distributions. Please note, for some funds, it may be True Potential Administration's policy to charge certain expenses to capital, partially or in full. Full details are disclosed in the prospectus found at www.truepotential.co.uk/documents/.**

Important Information

From the 1st October 2022 this fund changed name from 'True Potential Balanced 4' to 'True Potential Goldman Sachs Balanced'.

From 1st June 2021, True Potential Administration LLP took over from Smith and Williamson Fund Administration Limited as the Authorised Fund Manager. True Potential Investments LLP will continue as the Investment Manager.

From 4th December 2023, the Depository has changed from HSBC Bank PLC to Northern Trust Investor Services Limited.

A Fund Prospectus and Key Investor Information Document (KIID) are available from www.truepotential.co.uk/fund-administration/#fund-documents or by email to investmentmanagement@tpllp.com.

With investing, your capital is at risk. Investments can fluctuate in value and you may get back less than you invest. Past performance is not a guide to future performance. This factsheet is not personal financial advice.

Head Office: Gateway West, Newburn Riverside, Newcastle upon Tyne, NE15 8NX

True Potential Investments LLP is authorised and regulated by the Financial Conduct Authority, FRN 527444. www.fca.org.uk
Registered in England and Wales and a Limited Liability Partnership No. OC356027.