

True Potential Aggressive Portfolio

Portfolio Objective

The objective of the True Potential Aggressive Portfolio is to provide investors with a way to achieve their investment goals. The Portfolio offers full exposure to different manager styles within the Aggressive risk profile. We review the Portfolio monthly and, if necessary, rebalance to the allocation of styles that we believe offers the best opportunity for growth within the Aggressive risk profile. The Portfolio aims to produce a higher risk-adjusted outcome at a lower average cost, compared to an equally-weighted model of Aggressive funds.

Risk Profile: Aggressive

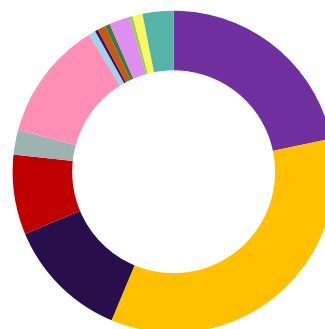
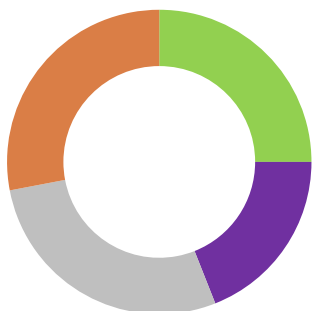
The Aggressive Investor usually aims to maximise long-term expected returns rather than to minimise possible short-term losses. An Aggressive Investor values high returns relatively more and can tolerate both large and frequent fluctuations through time in portfolio value in exchange for a higher return over the long-term.

Ongoing Charge Figure (OCF)*: 0.73%

There are no entry or exit charges.

Launch Date: 1st October 2015

Portfolio Diversification



Strategy Allocation

| | |
|---|--------|
| ● Manager of Managers - True Potential SEI Aggressive | 25.00% |
| ● Actively Passive - True Potential 7IM Aggressive | 19.00% |
| ● Adaptive Investment - True Potential UBS Aggressive | 28.00% |
| ● Positive Alignment - True Potential Growth-Aligned Aggressive | 28.00% |

Asset Allocation

| | |
|----------------------------------|-------|
| ● UK Equities | 21.7% |
| ● North American Equities | 34.6% |
| ● European (ex UK) Equities | 12.4% |
| ● Japanese Equities | 8.0% |
| ● Asia Pacific (ex JPN) Equities | 2.5% |
| ● Emerging Markets Equities | 12.0% |
| ● Global Bonds | 0.7% |
| ● Global Inflation Linked bonds | 0.3% |
| ● Emerging Market Bonds | 0.8% |
| ● UK Gilts | 0.5% |
| ● UK Credit | 2.1% |
| ● Property | 0.3% |
| ● Commodities | 1.0% |
| ● Cash | 3.1% |

Strategy and Asset Allocation are subject to change at any time without notice, are for information purposes only and should not be construed as investment recommendations.

The True Potential Growth-Aligned Fund may be subject to a Share of Growth fee.

Please refer to the Fund Prospectus and Key Investor Information Document (KIID) for more information.

*OCF payable can fluctuate over time as the underlying investments are variable and can change.

Investment Commentary

The True Potential Aggressive Portfolio returned -5.6% over the month of December.

Over the period, equity markets were weak, with global equities falling 6.9%, led by the US with the quarter point rise in interest rates coming at a time when market participants are becoming more nervous around economic growth. Within equity markets, Asia and Emerging Markets relatively showed the best returns, with investors taking advantage of good valuations.

Moving onto the individual fund performance, the True Potential Growth Aligned Aggressive Fund relatively performed well with their alternative assets, particularly the Currency Absolute Return Fund, helping to boost returns.

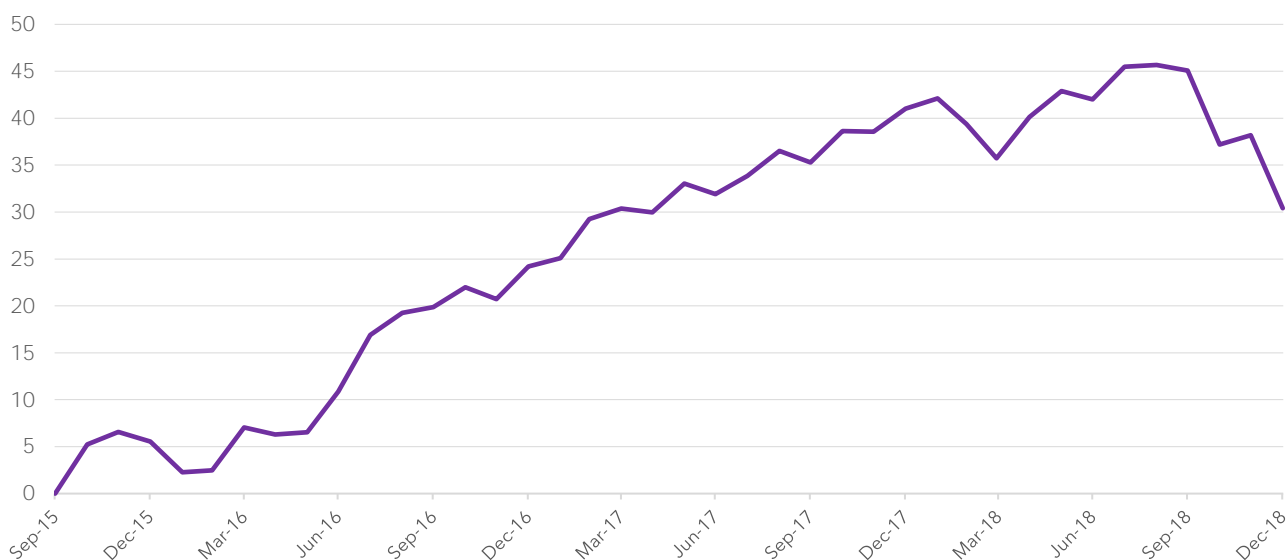
Over the month, no changes have been made to the Portfolio.

The True Potential Aggressive Portfolio remains optimised across all factors being risk, cost, expected return and risk-adjusted return.

| Performance (As of 31 December 2018) | | | | | | |
|--------------------------------------|---------|---------|---------|--------|--------|--------------|
| | 1 Month | 3 Month | 6 Month | 1 Year | 3 Year | Since Launch |
| True Potential Aggressive Portfolio | -5.6% | -10.1% | -8.2% | -7.5% | 23.6% | 30.4% |

| Annual Percentage Growth | | | |
|-------------------------------------|---------------------|---------------------|---------------------|
| | Dec 2015 - Dec 2016 | Dec 2016 - Dec 2017 | Dec 2017 - Dec 2018 |
| True Potential Aggressive Portfolio | 17.7% | 13.5% | -7.5% |

Cumulative Performance (%)



Source: True Potential Investments, based on net asset value (as of 31 December 2018).

Performance is calculated on a Total Return basis and is net of Portfolio OCF.



With investing, your capital is at risk. Investments can fluctuate in value and you may get back less than you invest. Past performance is not a guide to future performance. This factsheet is not personal financial advice.

A Fund Prospectus and Key Investor Information Document (KIID) for each of the underlying investments listed above are available from www.tpllp.com/wealth-strategy-fund-range or by email to investmentmanagement@tpllp.com.

Head Office: Gateway West, Newburn Riverside, Newcastle upon Tyne, NE15 8NX

True Potential Investments LLP is authorised and regulated by the Financial Conduct Authority, FRN 527555. www.fca.org.uk
Registered in England and Wales and a Limited Liability Partnership No. OC356027.